


## Employment

The South West accounts for 14% of employment in Ireland (366,300 persons).

Top 5 Sectors	Total employed Q3 2022	Q3 2019 - Q3 2022
Industry	60,600	+3% ▲
Health & social work	51,800	+29% ▲
Wholesale & retail	49,700	+18% ▲
Education	31,300	+28% ▲
Accommodation & food	25,500	-6% ▼



Occupational group*	South West	Q3 2019 - Q3 2022
Professionals	86,600	+41% ▲
Skilled trades	50,700	+9% ▲
Associate professionals	40,000	+22% ▲
Administrative	33,800	+10% ▲
Operatives	32,600	-11% ▼
Caring & personal services	32,300	+15% ▲
Elementary	29,600	-23% ▼
Managers	28,500	+21% ▲
Sales	28,400	-2% ▼

\* Excludes not stated

## Companies with recent job announcements in the South West region

Company	No. of Jobs
Stryker	600
NetApp	500
Merck	370
Tricel Group	200
GE Healthcare	140
Regatta Great Outdoors	100
AbbVie	70











# Key Labour Market Trends

(Q3 2019 – Q3 2022)

## Employment



↑ 11%

Employment in the South West region increased by **37,100 persons (or 11%)**.


## Participation rate



64%

At 63.7%, in Q3 2022, the participation rate in the South West region was just below the overall participation rate for the State (64.8%), despite an increase of 2.4 percentage points between Q3 2019 and Q3 2022.

## Gender



Employment increased for males and females, with the increase higher for females (15% or 22,700 persons) than for males (8% or 14,400 persons).

## Occupation



More than two thirds of the total increase in employment in the South West region was for professional occupations (+25,100 persons). The largest decline was for elementary occupations, where employment fell by 8,900 persons (-23%).

## Health



+25%

## Administrative & support services



-25%

- Industry employed the highest number of persons in the South West region (60,600 persons).
- Between Q3 2019 and Q3 2022, health & social work had the largest absolute increase in persons employed (11,700 more persons, or a 29% increase), while the highest % increase was for finance etc (+53%, or 3,700 persons).
- Administrative & support service activities had the largest absolute and % decrease in persons employed (4,000 fewer persons, or a 25% fall).

## Selected employers



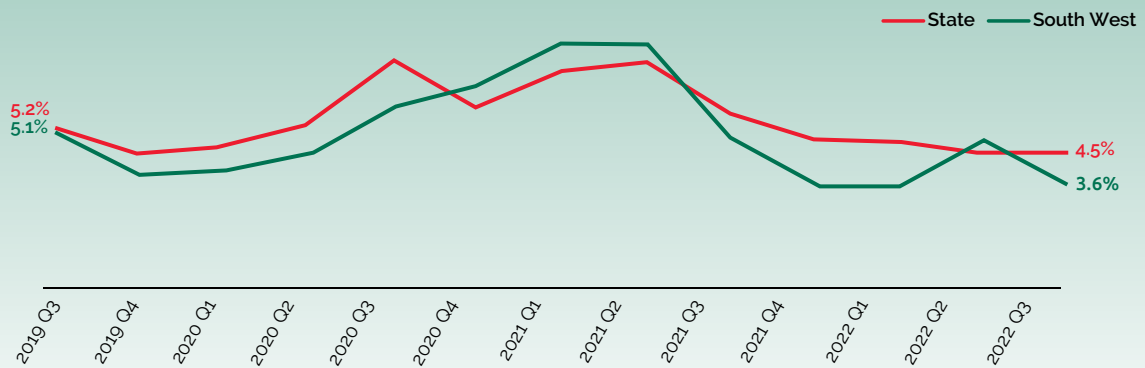
# Business Demography (2020)<sup>1</sup>

There were approximately 198,200 persons engaged in the business economy in the South West region in 2020.

Persons engaged by firm size	Cork	Kerry	Total
<50 persons (small)	83,976	23,137	107,113
	52%	64%	54%
50-249 persons (medium)	32,434	7,500	39,934
	20%	21%	20%
>250 persons (large)	45,569	5,544	51,113
	28%	15%	26%
<b>Total</b>	<b>161,979</b>	<b>36,181</b>	<b>198,160</b>
	<b>100%</b>	<b>100%</b>	<b>100%</b>

## Unemployment

Unemployment rate % Q3 2019 – Q3 2022



Numbers unemployed  
Q3 2022



**13,400**

Change from  
Q3 2019 - Q3 2022



Decrease of  
**4,400**  
persons

UE Rate Q3 2022

**3.6%**

Which is below  
the national  
average (4.5%)

Change from  
Q3 2019 - Q3 2022  
UE Rate



Decrease of  
**1.5**  
percentage points

<sup>1</sup> Business economy includes NACE Rev 2 sectors B - N excluding K6420 (the activities of holding companies); sectors such as agriculture, education, health/welfare and public administration and defence are excluded.

# Education attainment & lifelong learning in the South West region

(Q2 2022)



	South West	State
Share of adults (20 yrs+) with FET (NFQ 4-6) qualifications	15%	13%
Share of adults (20 yrs+) with 3rd level (NFQ 6-10) qualifications	43%	44%
Lifelong learning rate (previous 4 weeks)	11.6%	13%

## Overall comments

- Between Q3 2019 and Q3 2022, the South West region added the second largest number of persons to the workforce (after Dublin), with 37,100 extra workers. Over half of these additional workers were in the health/social welfare or wholesale/retail sectors.
- The ICT sector also grew strongly (second highest relative growth rate in the region, at 36%) and while several ICT companies nationally have announced job losses, numerous companies in the South West made job creation announcements for this sector throughout 2022 (e.g. NetApp, valid8Me).
- The South West region had the largest fall (in both absolute and relative terms) in the number of elementary workers; indeed, this region accounted for 62% of the total national decline in the number of persons employed in elementary occupations in Ireland.
- In Q3 2022, at 3.6%, the unemployment rate in the South West was below the national average (4.5%) and the lowest compared to all other regions, while its participation rate (at 63.7%) was below the national average (64.8%).
- The South West region had the second highest share of third level graduates in its adult population (after Dublin).