


Employment

The South East accounts for 8% of employment in Ireland (216,900 persons)

Top 5 Sectors	Total employed Q3 2022	Q3 2019 - Q3 2022
Industry	30,300	+4% ▲
Health & social work	27,400	+1% ▲
Wholesale & retail	25,300	+14% ▲
Education	23,800	+90% ▲
Accommodation & food	17,300	+16% ▲



Occupational group*	South East	Q3 2019 - Q3 2022
Professionals	45,900	+66% ▲
Skilled trades	37,100	+12% ▲
Elementary	25,500	+21% ▲
Associate professionals	22,900	+22% ▲
Caring & personal services	18,600	-8% ▼
Operatives	17,700	-12% ▼
Administrative	17,200	-3% ▼
Managers	15,900	+5% ▲
Sales	14,000	-8% ▼

* Excludes not stated

Companies with recent job announcements in the South East region

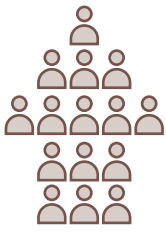
Company	No. of Jobs
Abbott Laboratories	1,000
RelateCare	280
Gaeltec	150
MSD	100
Killowen Farm	25



Key Labour Market Trends

(Q3 2019 – Q3 2022)

Employment



↑ 14%

Employment in the South East region increased by **27,300 persons (or 14%)**.

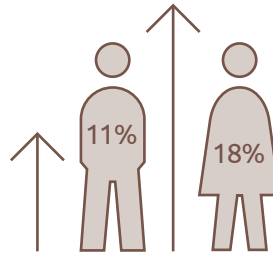
Participation rate



61.8%

In Q3 2022, at 61.8%, the labour force participation rate in the South East region was the lowest across all regions, and below the overall rate for the State (64.8%).

Gender



Employment growth was greater for females (a 18% increase, or 15,200 persons) than for males (an 11% increase, or 12,000 persons).

Occupation



Employment growth varied by occupation; in both absolute and % terms, the largest increase was for professionals (18,300 extra workers) and largest decline, for operatives (-12%).

Education



+90%

Administrative & support services



-25%

- Industry employed the highest number of persons in the South East region.
- Between Q3 2019 and Q3 2022, education had the greatest absolute and % increase in employment (11,300 persons, or + 90%).
- Administrative & support service activities observed the greatest absolute and % decrease (-2,600 persons, or a 25% decrease).

Selected employers

Medite Europe
 Dawn Meats **Radley Engineering**
 Mount Juliet Estate ABP Cahir Taxback Group
 Din Ri Hotel Schivo **BAM** Rigney Dolphin Group
 PB Machine Tech **Codd Mushrooms**
 Cartoon Salon **Sofrimar** Danone **Infosys BPM**
Smartply Europe Burnside Group **Statestreet** Eurofins BPT **Eirgen Pharma** VHI
Nolan Transport (Oaklands) Reddy Architecture & Urbanism **BNY Melon** Zurich Insurance
 Ferrycarrig Hotel Alltech Farming Solutions **Kent Stainless**
 Mount Wolseley Hotel Spa & Golf Resort **Dunnes Stores** Nearform **Coillte**
 Supervalu **Carne Group** Lyrath Hotel Transfer Mate Gloaol Payments Teva Pharmaceuticals
 Waters Technologies SunLife **Bauch & Lomb** Sanofi
 Delmec Engineering **Hotel Kilkenny** Netwatch Systems Veolia
 C&C Bulmers **Glenpatrick Spring Water** Boston Scientific
Relatecare LLC Sulzer Pump Solutions **Clayton Whites Hotel Wexford**
 Tirlán **Griffin Group** Abbott Vascular **Suir Engineering**
 Weltech Engineering Dunreidy Engineering Taoglas
 Roadstone CRH

Business Demography (2020)¹

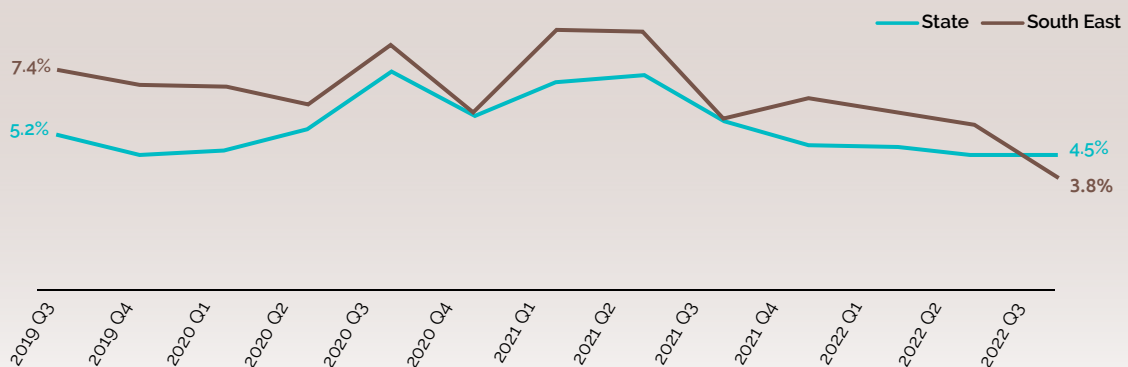
There were near 100,000 persons engaged in the business economy in the South-East region in 2020.

Persons engaged by firm size	Carlow	Kilkenny	Wexford	Waterford	Total
<50 persons (small)	7,370	13,182	23,185	17,100	60,837
	55%	64%	67%	54%	61%
50-249 persons (medium)	3,810	4,153	6,510	6,503	20,976
	29%	20%	19%	21%	21%
>250 persons (large)	*	3,293	4,772	7,892	15,957
	*	16%	14%	25%	16%
Total	13,305	20,628	34,467	31,495	99,895
	100%	100%	100%	100%	100%

* Data has been suppressed to protect the confidentiality of individual enterprises. As a result, not all columns sum up to 100%

Unemployment

Unemployment rate % Q3 2019 – Q3 2022



Numbers unemployed Q3 2022



8,400

Change from Q3 2019 - Q3 2022



Decrease of **6,800** persons

UE Rate Q3 2022

3.8%

Which is below the national average (4.5%)

Change from Q3 2019 - Q3 2022 UE Rate



Decrease of **3.6** percentage points

¹ Business economy includes NACE Rev 2 sectors B - N excluding K6420 (the activities of holding companies); sectors such as agriculture, education, health/welfare and public administration and defence are excluded.

Education attainment & lifelong learning in the South East region

(Q2 2022)



	South East	State
Share of adults (20 yrs+) with FET (NFQ 4-6) qualifications	17%	13%
Share of adults (20 yrs+) with 3rd level (NFQ 6-10) qualifications	40%	44%
Lifelong learning rate (previous 4 weeks)	11.2%	13%

Overall comments

- Between Q3 2019 and Q3 2022, the South East region, at 14%, had the highest employment growth rate across all of Ireland's regions. Employment growth was particularly strong in the education sector (+90%), with the South East making up nearly half of the total national growth in education over the period.
- Employment in the accommodation/food sector grew by 16%, one of only three regions where growth in this sector occurred, along with the Midland (+11%) and Border (+1%) regions.
- With 18,300 additional professionals, the South East had the second largest increase, in absolute terms, in professional employment, after the South West (+25,100 workers).
- In quarter 3 2022, at 3.8%, the South East had a below national average unemployment rate (at 4.5%), which was the second lowest rate, after the South West region (at 3.6%).
- Between Q3 2019 and Q3 2022, this region had the greatest unemployment rate decrease compared to all other regions (3.6 percentage points).
- The South East region had the highest share of adults who had attained at most a FET qualification (17%).